

# WORK CARDS

LEARNING ABOUT  
SOCIAL SOLIDARITY  
FOR YOUTH IN THE EU



Co-funded by  
the European Union



Fundacja Energia dla Europy



# WORK CARD 1

## UNDERSTANDING SOCIAL SOLIDARITY

1. Research the definition of social solidarity and write it in your own words.

2. Identify and list three examples of social solidarity in your community or school.

3. Discuss with a friend how solidarity can help solve a common problem in society.



Co-funded by  
the European Union



# WORK CARD 2

## SOLIDARITY FOR REFUGEES AND MIGRANTS

1. Define mechanical solidarity and organic solidarity using simple examples.

2. Draw a diagram comparing mechanical and organic solidarity.

3. Interview an elder or teacher to learn how solidarity has evolved in your community over time.



Co-funded by  
the European Union



# WORK CARD 3

## THE ROLE OF SOLIDARITY IN THE EU

1. Research an EU initiative (e.g., Erasmus+, European Solidarity Corps) that promotes solidarity.

2. Write a short essay about how this initiative contributes to social cohesion in Europe.

3. Create a slogan or hashtag to promote solidarity across EU countries.



Co-funded by  
the European Union



# WORK CARD 4

## BUILDING SOLIDARITY THROUGH DIALOGUE

1. Organize a group discussion on an issue like cultural diversity, climate change, or inequality.

2. Write down three ways mutual understanding can strengthen solidarity in diverse groups.

3. Role-play a situation where people collaborate to solve a shared problem.



Co-funded by  
the European Union



# WORK CARD 5

## SOLIDARITY AND DIVERSITY

1. Research one minority group in the EU and write about the challenges they face.

2. Create a poster to promote inclusion and solidarity with this group.

3. Share one example of how solidarity can bridge cultural or linguistic differences.



Co-funded by  
the European Union



# WORK CARD 6

## SOLIDARITY IN ACTION

1. Plan a small act of solidarity, such as helping a neighbour, volunteering, or donating to a cause.

2. Record your experience: what did you do, and how did it impact others?

3. Reflect on how your action made you feel and discuss it with a friend.



Co-funded by  
the European Union



# WORK CARD 7

## THE IMPORTANCE OF SHARED VALUES

1. Identify three core values (e.g., respect, equality, compassion) that promote social solidarity.

2. Create a group activity where participants agree on shared values for working together.

3. Write a story where shared values help a community overcome a challenge.



Co-funded by  
the European Union



# WORK CARD 8

## SOCIAL SOLIDARITY AND TECHNOLOGY

1. Research how social media can promote solidarity during a crisis (e.g., natural disasters).

2. Create a short social media post promoting solidarity and kindness online.

3. Discuss the pros and cons of using technology to build solidarity with your peers.



Co-funded by  
the European Union



# WORK CARD 9

## CHALLENGES TO SOLIDARITY

1. Identify three obstacles to social solidarity, such as prejudice or inequality.

2. Brainstorm with a group to find practical ways to overcome one of these obstacles.

3. Write a letter to a local leader suggesting how to promote solidarity in your area.



Co-funded by  
the European Union



# WORK CARD 10

## SOLIDARITY IN A GLOBALIZED WORLD

1. Research an international organization (e.g., UN, Red Cross) that works to build solidarity.

2. Compare their work to an EU initiative and note the similarities and differences.

3. Imagine you are leading a solidarity campaign; outline three key actions you would take.



Co-funded by  
the European Union



# WORK CARD 11

## TYPES OF SOCIAL SOLIDARITY

1. Define mechanical solidarity and organic solidarity.

2. Provide one example of mechanical solidarity in traditional societies.

3. Provide one example of organic solidarity in modern societies.

4. Explain how division of labour relates to organic solidarity.

5. Summarize the role of shared values in both types of solidarity.

# WORK CARD 12

## ESSAYS ON SOLIDARITY

1. Write an essay explaining the concept of solidarity.

2. Write about how solidarity can solve social problems in Europe.

3. Explore the role of solidarity in achieving climate justice.

4. Write an opinion piece on the role of youth in fostering solidarity.

5. Compare how solidarity is practiced in different cultures.

# WORK CARD 13

## SOLIDARITY IN HUMAN RIGHTS

1. Define how solidarity relates to human rights.

2. Explain why solidarity is essential in upholding equality.

3. Identify one human right that requires solidarity for its enforcement.

4. Define the role of governments in promoting social solidarity.

5. Summarize the importance of solidarity in combating discrimination.



# WORK CARD 14

## LETTERS AND ADVOCACY

1. Write a letter to a local leader promoting solidarity in your area.

2. Draft an open letter to the EU advocating for solidarity policies.

3. Write a fictional email to a friend explaining why solidarity matters.

4. Write a thank-you letter to someone who demonstrated solidarity.

5. Draft a call to action for a solidarity campaign.

# WORK CARD 15

## SOLIDARITY AND MEDIA

1. Write a news article about a recent act of solidarity in your country.

2. Draft a social media post promoting solidarity.

3. Write a blog post about how technology supports solidarity.

4. Write a persuasive piece on why solidarity is vital in education.

5. Create a listicle titled "10 ways to promote solidarity in everyday life."



# WORK CARD 16

## EXPLORING SOLIDARITY IN ART

1. Write a review of a book or movie that depicts solidarity.

2. Draft a story where solidarity helps solve a global problem.

3. Write a character profile of someone who exemplifies solidarity.

4. Write a description of a painting that represents solidarity.

5. Write a play or script about a group uniting for a common cause.

# WORK CARD 17

## CREATE POSTERS AND FLYERS

1. Design a poster promoting community solidarity.

2. Create a flyer encouraging acts of kindness and solidarity.

3. Include three slogans or taglines about solidarity on your designs.

4. Use colours and symbols that represent unity in your artwork.

5. Share your design with a peer and get feedback.

# WORK CARD 18

## VISUAL REPRESENTATION OF SOLIDARITY


1. Draw a comic strip about a group overcoming challenges through solidarity.




2. Create a logo for an imaginary solidarity movement.




3. Design an infographic explaining mechanical and organic solidarity.



4. Sketch a mural idea that represents cultural solidarity.



5. Sketch a mural idea that represents cultural solidarity.



Co-funded by  
the European Union



# WORK CARD 19

## SOLIDARITY CAMPAIGNS

1. Design a campaign plan to promote solidarity in schools.

2. Create a step-by-step guide for organizing a solidarity event.

3. Design an emblem or badge for solidarity ambassadors.

4. Brainstorm and sketch visuals for a solidarity awareness week.

5. Share your campaign idea and collect feedback from your group.

# WORK CARD 20

## COLLABORATIVE ART PROJECTS

1. Plan a collaborative art piece to symbolize solidarity.

2. Design a quilt or mosaic where each piece represents a shared value.

3. Create a map showing acts of solidarity across the EU.

4. Illustrate a timeline of historical events showcasing solidarity.

5. Organize a photo collage that represents diversity and unity.

# WORK CARD 21

## SOCIAL MEDIA CAMPAIGNS

1. Design a hashtag to promote solidarity.

2. Create a carousel post explaining solidarity in simple terms.

3. Develop a short video script to inspire acts of solidarity.

4. Draft a TikTok challenge encouraging solidarity actions.

5. Design a banner image for a solidarity-themed webpage.

# WORK CARD 22

## HISTORICAL EXAMPLES OF SOLIDARITY

1. Research a historical event where solidarity played a key role.

2. Write a summary of your findings and present them to your group.

3. Create a timeline of three major solidarity movements in history.

4. Identify one key figure associated with solidarity efforts.

5. Explore how this event has impacted society today.



Co-funded by  
the European Union



# WORK CARD 23

## SOLIDARITY AND THE EU

1. Research the European Solidarity Corps and its purpose.

2. Identify three EU policies that promote social solidarity.

3. Investigate how EU countries supported each other during the COVID-19 pandemic.

4. Compare solidarity efforts in two EU member states.

5. Present your findings as a report or presentation.

# WORK CARD 24

## GLOBAL SOLIDARITY INITIATIVES

1. Research an international solidarity organization (e.g., Red Cross).

2. Identify a global crisis where solidarity made a difference.

3. Analyze how technology has been used to promote global solidarity.

4. Compare solidarity efforts in different parts of the world.

5. Create a fact sheet on your findings.

# WORK CARD 25

## SOLIDARITY AND YOUTH MOVEMENTS

1. Research a youth-led solidarity movement in Europe.

2. Analyze the impact of this movement on society.

3. Interview or read about a youth activist promoting solidarity.

4. Create a short documentary or blog post about the movement.

5. Discuss how youth can lead future solidarity efforts.

# WORK CARD 26

## THE FUTURE OF SOCIAL SOLIDARITY

1. Research challenges to solidarity in the modern world.

2. Explore solutions to maintain solidarity in a digital age.

3. Identify one emerging trend that could affect solidarity in the EU.

4. Write a prediction about the future role of solidarity in human rights.

5. Present your research in a creative format (e.g., infographic, video).



Co-funded by  
the European Union



Funded by the European Union. The views and opinions expressed are solely those of the author(s) and do not necessarily reflect the views or opinions of the European Union or the Foundation for the Development of the Education System. Neither the European Union nor the Foundation for the Development of the Education System can be held responsible for them.

All results developed within the project “Building Social Links” are made available under open licenses (CC BY-SA 4.0 DEED).

They can be used free of charge and without restrictions. Copying or processing these materials in whole or in part without the author’s consent is prohibited. In the case of using the results, it is necessary to indicate the source of financing and its authors.



Co-funded by  
the European Union



Fundacja Energia dla Europy

